

**Life Policy Locator
Matched Policy Face Amount
Analysis**

Questions this dashboard will answer for any selected date range:

How many policies were found for all states?
What was the policy face amount for those policies found for all states?



Data Available Through

10/31/2019

Select Request Date Range (click on date for calendar view)

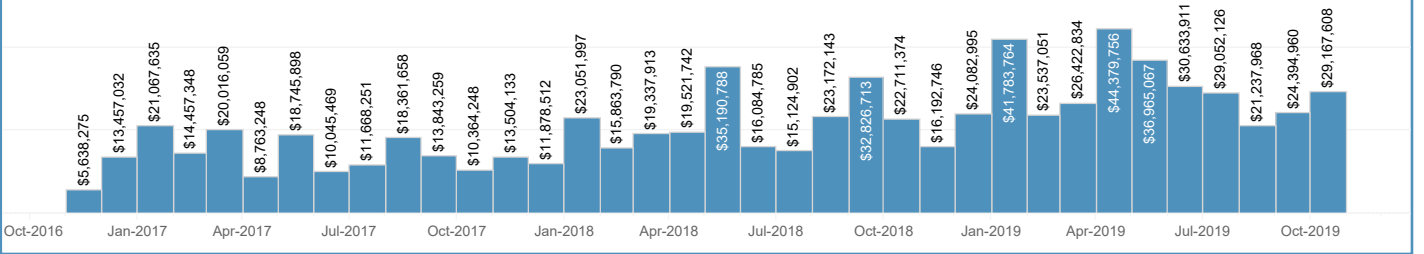
11/4/2016 to 10/31/2019

All data on Dashboard is for 11/4/2016 to 10/31/2019

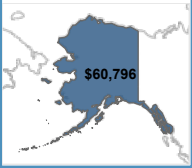
Total

| Count of Request Id | Count of Response Id | Claim Amount | & Matches to Request |
|---------------------|----------------------|---------------|----------------------|
| 162,941 | 53,868 | \$762,547,956 | 33.06% |

By Month for All




Alaska



Hawaii



Puerto Rico



Continental United States

